

Program Level Assessment: Annual Report

Program: Bachelor of Science in Social Work	Department: Social Work
Degree or Certificate Level: BSSW	College/School: School of Social Work
Date (Month/Year): November 2023	Assessment Contact: Shannon Cooper Sadlo, PhD/LCSW
In what year was the data upon which this report is based collected? AY 2022	
In what year was the program's assessment plan most recently reviewed/updated? AY 2022	

1. Student Learning Outcomes

Which of the program's student learning outcomes were assessed in this annual assessment cycle?

Competency 7: Assess Individuals, Families, Groups, Organizations, and Communities
Competency 8: Intervene with Individuals, Families, Groups, Organizations, and Communities
Competency 9: Evaluate Practice with Individuals, Families, Groups, Organizations, and Communities

2. Assessment Methods: Artifacts of Student Learning

Which artifacts of student learning were used to determine if students achieved this outcome? Please identify the course(s) in which these artifacts were collected. Clarify if any such courses were offered a) online, b) at the Madrid campus, or c) at any other off-campus location.

The identified student learning outcomes were assessed using a comprehensive master measure developed by the BSSW curriculum committee. This was administered in the final semester of the senior year in SWRK 4250 (Integrative Seminar). This assessment was administered in class. Based on the feedback from the University Assessment committee, we are also including our Field placement instrument to capture how knowledge and skills taught in the courses translate into practice in the field. No classes are offered off-campus or online.

3. Assessment Methods: Evaluation Process



question is under review by the committee to address the issue with the measurement. Furthermore, the BSSW program is implementing a new course AY 2324 that will address this area of competency in a more intentional manner.

If no changes are being made, please explain why.

4) Closing the Loop: Review of Previous Assessment Findings and Changes

A.

* (1 (5 \$ / %



&RQWVWQW P HW
FRP SHWCF



&RQWVWQW H KLEW
P DVMU RI FRP SHWCF



&RP P HQW



&203(7(1&< (QJ DJ H LQ SUDFVWFH LQI RUP HG UHM-DUFK DQG UHM-DUFK LQI RUP HG SUDFVWFH


8 VH UHM-DUFK HYLGHQFH VR LQI RUP DQG LP SURYH SUDFVWFH SROFA DQG VHUYLFH GHQYHU

	4 XDCQV RI 3 HURUP DQFH
3 HURUP DQFH LV JHQHUDO XQDFFHSWDEGI UDUHO P HHW FRP SHMQA	<input type="radio"/>
,QFRQVWVWQO P HHW FRP SHMQA	<input type="radio"/>
0 HHW FRP SHMQA DW HJ SHFWNG OYHOP RWRRI VWH VP H	<input type="radio"/>
& RQVWVWQO P HHW FRP SHMQA	<input type="radio"/>
& RQVWVWQO HJ KIELW P DVMU RI FRP SHMQA	<input type="radio"/>

8 VH SUDFVWFH HJ SHULHQFH DQG GDVD VR HQJ DJ H LQ UHM-DUFK P HMKRGV VR GHVWLP LQH RXVFRP HV

	4 XDCQV RI 3 HURUP DQFH
3 HURUP DQFH LV JHQHUDO XQDFFHSWDEGI UDUHO P HHW FRP SHMQA	<input type="radio"/>
,QFRQVWVWQO P HHW FRP SHMQA	<input type="radio"/>
0 HHW FRP SHMQA DW HJ SHFWNG OYHOP RWRRI VWH VP H	<input type="radio"/>
& RQVWVWQO P HHW FRP SHMQA	<input type="radio"/>
& RQVWVWQO HJ KIELW P DVMU RI FRP SHMQA	<input type="radio"/>

&RP P HQW



3 HURUP DQFH LV JHQHUK
XQDFHSDUHQ UDUHO P HHW
FRP SHMQA



,QFRQLVHQO P HHW
FRP SHMQA



0 HHWFRP SHMQA DW
HJ SHFWGOMHOP RWRV WHWP H




&RQLVHQO P HHW
FRP SHMQA



&RQLVHQO HJ KIELW
P DVMU RI FRP SHMQA



&RP P HQW



&RQVWQW P HHW
FRP SHWCF

0 HHWFRP SHMCA DW
H SHFWGOMHOP RWRI WH WP H

3 @Q DQG DUDQJ H Z RUN VHO P RMYDMG

3 HURUP DGFH LV JHQHJDO
XQDFHSDVDEH UDUHO
P HHWFRP SHMCF

,QFRQMLWQO P HHW
FRP SHMCF

0 HHWFRP SHMCF DW
H SHFWG OYHOP RWRI VWH
VP H

& RQMLWQO P HHW
FRP SHMCF

& RQMLWQO H KLELW
P DVMU FRP SHMCF



\$ ELQW VR DWXP H UMSRQMELOW IRURZ Q @DUQLQJ

3 HURUP DGFH LV JHQHJDO
XQDFHSDVDEH UDUHO
P HHWFRP SHMCF

,QFRQMLWQO P HHW
FRP SHMCF

0 HHWFRP SHMCF DW
H SHFWG OYHOP RWRI VWH
VP H

& RQMLWQO P HHW
FRP SHMCF

& RQMLWQO H KLELW
P DVMU FRP SHMCF



8 QGHUWQGV DQG Z RUN Z LKIQ DJ HQF VAKFXUH

3 HURUP DGFH HQF

H



,I WH 6FRUH LV EHZ D SODMH FRQDFWKH WIGHQW) DFXOW/ LDVRO

	# of Correct Responses	Incorrect Responses	Total Responses	Percentage	Field	Average	Competency Met?
Competency 1							
1	26	1	27	96%			
2	24	3	27	89%			
3	26	1	27	96.30%			
4	24	3	27	88.90%			
5	26	1	27	96.30%			
Average				93.34%	96.4%	94.87%	yes
Competency 2							
1	23	4	27	85.20%			
2	27	0	27	100%			
3	22	5	27	81.50%			
4	25	2	27	93%			
5	22	5	27	82%			
Average				88.16%	96.5%	92.33%	yes
Competency 3							
1	27	0	27	100.00%			
2	20	7	27	74.10%			
3	26	1	27	96.30%			
4	27	0	27	100%			
5	26	1	27	96%			
Average				93.34%	97.3%	95.32%	yes
Competency 4							
1	27	0	27	100.00%			
2	27	0	27	100%			
3	27	0	27	100.00%			
4	26	1	27	96.30%			
5	23	4	27	85%			
Average				96.30%	94.7%	95.50%	yes
Competency 5							
1	25	2	27	92.60%			
2	27	0	27	100%			
3	27						
Average							
				93.34%	96.4%	94.87%	yes

