

What were the results of the assessment of the learning outcome(s)? Please be specific. Does achievement differ by teaching modality (e.g., online vs. face-to-face) or on-ground location (e.g., STL campus, Madrid campus, other off-campus site)?

The Canvas outcomes reported that many of the artifacts had properly assessed student learning outcomes for their specific courses, but some minor adjustments might be needed; which will be explained further in section 5 of this report. Most instructors used final projects as their assessment tool and felt it was appropriate for the type of students in these classes.

More specifically, we found the following for each LO:

LO 3 – 67 total artifacts assessed

Meets Standard - Student shows ability to demonstration knowledge of – 30 students met this level

Approaches Standard - Student shows ability to demonstration knowledge of –4 students met this level

Does Not Meet Standard - Student does demonstrate knowledge of – 0 students met this level

Did not report = 33

LO 4 – 38 total artifacts assessed

Meets Standard - Student shows ability to demonstration knowledge – 0 students met this level

Approaches Standard - Student shows ability to demonstration knowledge of – 0 students met this level

Does Not Meet Standard - Student does demonstrate knowledge of – 0 students met this level

Did not report = 38

All courses were taught online, so there is no difference in teaching modality to note

What have you learned from these results? What does the data tell you? Address both a) learning gaps and possible curricular or pedagogical remedies, and b) strengths of curriculum and pedagogy.


As discussed in section 4, the data has largely supported that the learning outcomes have been supported by the artifacts chosen. With this said, faculty are not all reporting assessment data in Canvas. This has prompted administration to reflect with all faculty directors in SPS to come up with a school wide plan moving forward.

Solution summary = Dr. Matt Grawitch is in the process of developing a school wide assessment tool that will be implemented in fall of 2023. This new assessment tool will more strictly monitored by program directors.

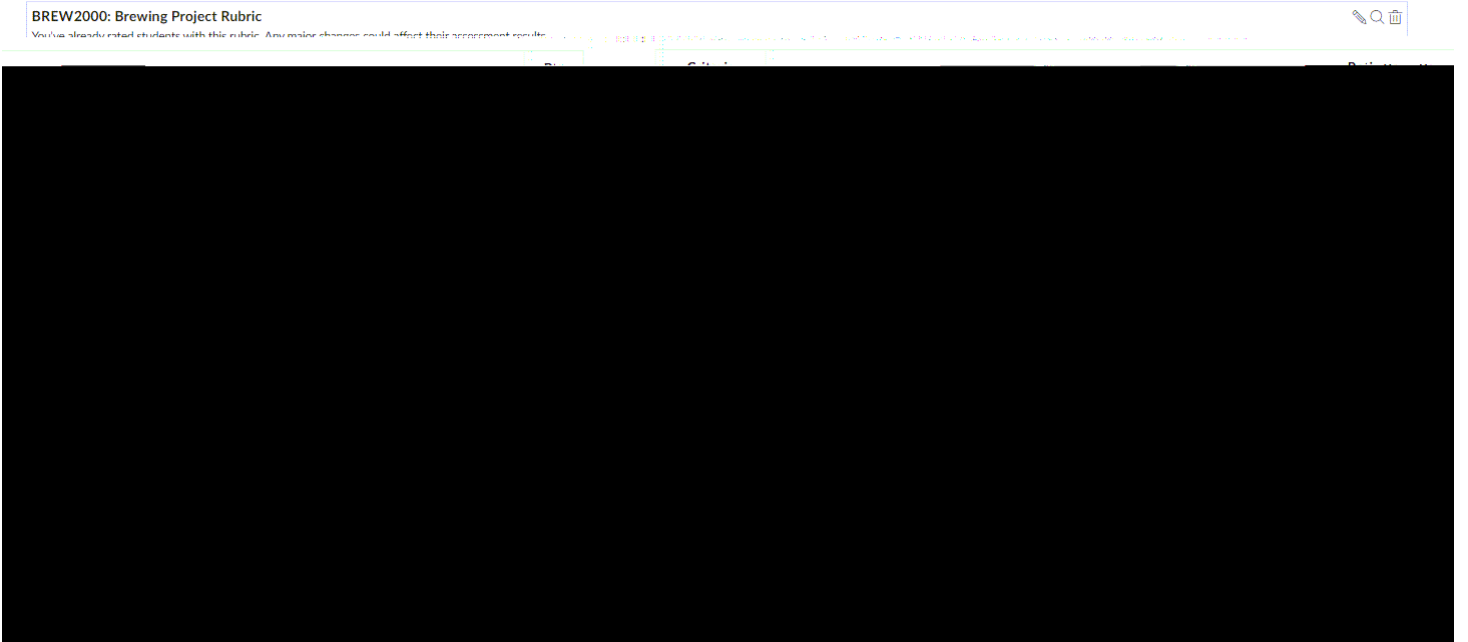
When and how did your program faculty share and discuss the results and findings from this cycle of assessment?

The Brewing Science & Operations program employees an external advisory board as part of it oversight process. All faculty teaching in the program are members of the board. In July of 2023, the board met to discuss operations, teaching, marketing, etc. A great ad-hoc discussion aaround course delivery and evaluation was had. As an outcome, all agreed that the program is delivering an applied and up-to-date program of student to the students.


It was, however, stressed that all faculty will need to report tangible data this coming year to support our discussion.



Brew 2000 Final Project Rubric



Brew 2500 Final Project Rubric



Brew 2600 Final Project Rubric



